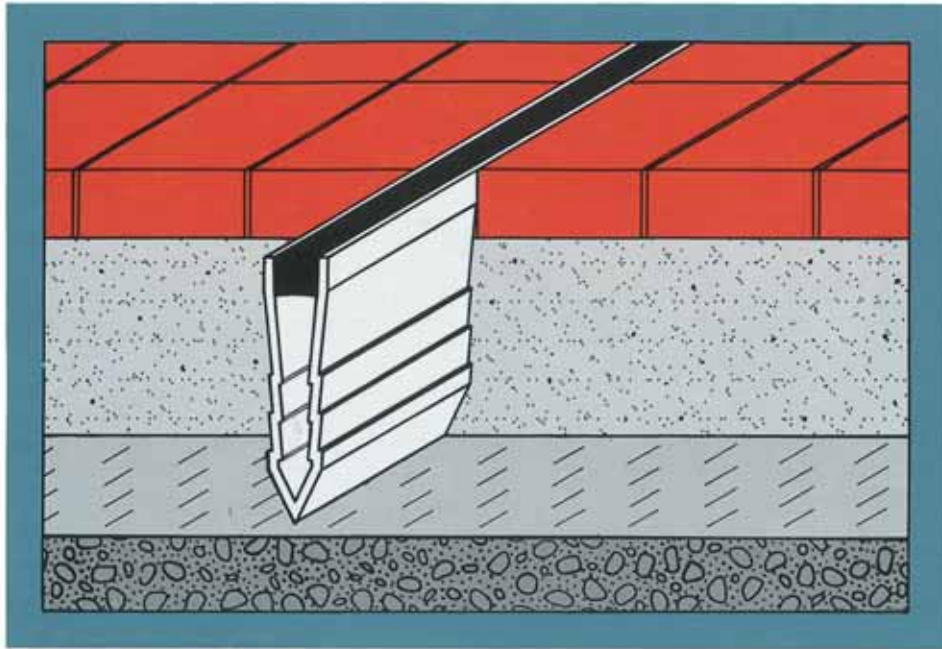


Giunti elastici per pavimenti
Elastic joints for floors

Parte elastica ■ Elastic part
Parte rigida PVC □ PVC rigid part

PER POSA A MALTA
WET SYSTEM



Lunghezza di produzione _____ m. 2,50
Production length

Colore standard ... grigio
a richiesta altri colori


Standard colour ... grey
other colours available on request

↑6 Tipo S 25
Type S 25



25

↑8 Tipo S 35
Type S 35



35

↑8 Tipo S 50
Type S 50



50

9



23

Tipo F 239
Type F 239

9



44

Tipo doppio F 239+F 21P
Double type F 239+F 21P

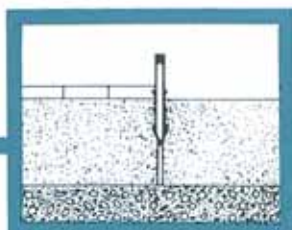
Tipo SLK 40
Type SLK 40

↑8

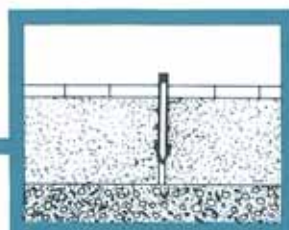


40

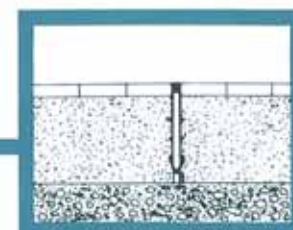
Posa in opera
Laying



1 Frazionare il letto di posa, inserire il Joint Filler, lasciandolo fuoriuscire leggermente
Cut the laying bed, insert the Joint Filler leaving it partially out.



2 Proseguire la posa del pavimento
Continue the laying of the floor



3 Completare l'inserimento del profilo utilizzando un martello in gomma
Complete the insertion of the profile with a rubber hammer

LEVIGABILI
POLISHABLE